



PASSAGE TO THE **NEW SFERA**

**SFERA CLASSIC** > **SFERA NEW**  
**SFERA ROBUR**

**bticino**

The table shown on the side has been produced to help the professional in the initial stage of passage from the SFERA CLASSIC to the new series.

It helps understanding which articles to order for the corresponding function/application of the series



SFERA CLASSIC

The **SFERA New** and **SFERA Robur** pushbutton panels, represent the evolution of the SFERA CLASSIC offer.























SFERA NEW



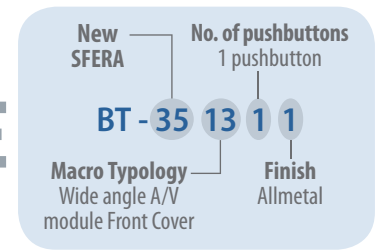
SFERA ROBUR

Total installation compatibility with the SFERA CLASSIC range. Same box, same sizes, ideal in case of refurbishments.

		SFERA Classic		
	Photo	Item		
<b>MECHANICS</b>		331110		
		331120		
		331130		
		331211		
		331221		
		331231		
<b>ASSEMBLY ACCESSORIES (OPTIONAL)</b>		331411		
		331421		
		331431		
		331441		
		331461		
		331491		
			331311	
	331321			
	331331			
	331341			
	331361			
	331391			
	<b>BASIC SPEAKER MODULE</b>			342150
	<b>SPEAKER MODULE</b>		342170	
		342350		
<b>AUDIO/VIDEO MODULE</b>		342560		
<b>DISPLAY MODULE</b>		342630		
<b>CAMERA MODULE</b>		342510		
		342550		
<b>PUSHBUTTON MODULE</b>		342240		
		342480		
<b>KEYPAD MODULE</b>		342640		
		342600		
		342610		
		332650		
<b>NAMEPATE MODULE</b>		342200		
<b>BLANKING MODULE</b>		332911		
<b>T25 VIGIK</b>		332611		

SFERA New and Robur				
Description	Photo	Item	Description	
Flush-mounted box + frame 1 module		<b>350010</b>	Flush-mounted box - 1 module	
Flush-mounted box + frame 2 modules		<b>350020</b>	Flush-mounted box - 2 modules	
Flush-mounted box + frame 2 modules		<b>350030</b>	Flush-mounted box - 3 modules	
Surround plate - 1 module		<b>350211</b>	SFERA New 1 module support frame	●
Surround plate - 2 modules		<b>350221</b>	SFERA New 2 module support frame	●
Surround plate - 3 modules		<b>350231</b>	SFERA New 3 module support frame	●
Rainshield - 1 module		<b>350511</b>	Rainshield - 1 module	●
Rainshield - 2 modules		<b>350521</b>	Rainshield - 2 modules	●
Rainshield - 3 modules		<b>350531</b>	Rainshield - 3 modules	●
Rainshield - 4 modules		<b>350541</b>	Rainshield - 4 modules	●
Rainshield - 6 modules		<b>350561</b>	Rainshield - 6 modules	●
Rainshield - 9 modules		<b>350591</b>	Rainshield - 9 modules	●
Wall mounted box - 1 module		<b>350611</b>	Wall mounted box - 1 module	●
Wall mounted box - 2 modules		<b>350621</b>	Wall mounted box - 2 modules	●
Wall mounted box - 3 modules		<b>350631</b>	Wall mounted box - 3 modules	●
Wall mounted box - 4 modules		<b>350641</b>	Wall mounted box - 4 modules	●
Wall mounted box - 6 modules		<b>350661</b>	Wall mounted box - 6 modules	●
Wall mounted box - 9 modules		<b>350691</b>	Wall mounted box - 9 modules	●
Speaker module with 2 call pushbuttons for audio systems (max. 26 handsets)			<b>351000</b>	Basic speaker module with 4 call pushbuttons for audio systems
Speaker module with 2 call pushbuttons for audio/video systems		<b>351100</b>	Speaker module with 4 call pushbuttons for audio/video systems	
Speaker module with 4 call pushbuttons for audio/video systems				
Audio video module		<b>351200</b>	Audio video module	
		<b>351300</b>	Audio video module with wide angle camera	
Speaker module with graphic display		<b>351100 + 352500</b>	Speaker module + Display module	
Black and white camera module		<b>352400</b>	Night & Day and wide angle camera module	
Colour camera module				
Module with 4 call pushbuttons		<b>352000</b>	4-pushbutton modules arranged on single column	
Module with 8 call pushbuttons on double column		<b>352100</b>	8-pushbutton modules arranged on double column	
Additional keypad module for speaker module with graphic display		<b>352500 + 353000</b>	Display module + Keypad module	
Alphanumeric call module		<b>352500 + 353000</b>	Display module + Keypad module	
Direct numerical call module		<b>352500 + 353000</b>	Display module + Keypad module	
Code lock module		<b>353000</b>	Keypad module	
Nameplate module		<b>352200</b>	Nameplate module	
Blanking module		<b>352301</b>	Blanking module	●
T25 Vigik		<b>353401</b>	T25 Vigik	●

# CRITERIA FOR READING THE CODE



1 <sup>st</sup> and 2 <sup>nd</sup> digit	Description		Detailed description
3 <sup>rd</sup> and 4 <sup>th</sup> digit	MACRO TYPOLOGY (MECHANICS, ELECTRONIC MODULES, FRONT COVERS, ...)	35	New SFERA
		00	Flush-mounted box
		01	Flush-mounted box in steel with tearing protection
		02	SFERA New support
		03	SFERA Robur frame support
		04	SFERA Robur surround plate
		05	Rainshield
		06	Wall mounted box
		10	Basic audio speaker module+ Basic speaker module front cover
		11	Audio speaker module + audio speaker module front cover
		12	A /V module + A/V front covers
		13	A /V wide angle module + A /V wide angle front covers
		20	4-pushbutton modules arranged on single column + front covers
		21	8-pushbutton modules arranged on double column + front covers
		22	Nameplate module + front covers
		23	Blanking module
		24	N&D and wide angle camera module + front covers
		25	Display module + front covers
		27	Inductive loop and control speech synthesis module + front covers
		30	Keypad module + front covers
32	BADGE reader module + front covers		
33	Fingerprint module + front covers		
34	Vigik front covers		
40	Accessories		
5 <sup>th</sup> digit	No. OF MODULES	0	-
		1	1 module
		2	2 modules
		3	3 modules
		4	4 modules (Wall mounted box)
		6	6 modules (Wall mounted box)
		8	8 modules (Wall mounted box)
		9	9 modules (Wall mounted box)
		No. OF PUSHBUTTONS	0
	1		No. of pushbuttons
	2		No. of pushbuttons
	3		No. of pushbuttons
	4		No. of pushbuttons
	6		No. of pushbuttons (on double column)
	8		No. of pushbuttons (on double column)
	6 <sup>th</sup> digit	FINISHES	0
1			Allmetal
2			Allwhite
3			Allstreet
5			Robur